



京元電子股份有限公司 King Yuan Electronics Co., Ltd

Q1'19 Operation Results



Safe Harbor Notice

- ❖ This presentation contains certain forward-looking statements. These forward-looking statements may be identified by words such as 'believes,' 'expects,' 'anticipates,' 'projects,' 'intends,' 'should,' 'seeks,' 'estimates,' 'future' or similar expressions or by discussion of, among other things, strategy, goals, plans or intentions. These statements include financial projections and estimates and their underlying assumptions, statements regarding plans, objectives and expectations with respect to future operations, products and services, and statements regarding future performance. Actual results may differ materially in the future from those reflected in forward-looking statements contained in this document, due to various factors.



Consolidated Operating Results Summary

(NT \$ Millions)	Q1'19	Q4'18	Q1'18
Net Revenue	5,260.1	5,673.8	4,580.8
Profit Attributable to the Company	379.4	422.6	348.2
EPS Attributable to the Company-Diluted (NT\$)	0.31	0.34	0.28
Depreciation & Amortization	1,694.3	1,871.7	1,581.4
CAPEX	2,166.4	1,673.6	1,955.0
EBITDA ⁽¹⁾	2,152.7	2,375.5	2,060.1
Return on Equity(%) ⁽²⁾	6.1%	6.9%	5.5%

Note : (1) EBITDA = Operating Income + Depreciation & Amortization;

(2) Annualized return on equity to the Company for the quarter



Consolidated Statements of Comprehensive Income

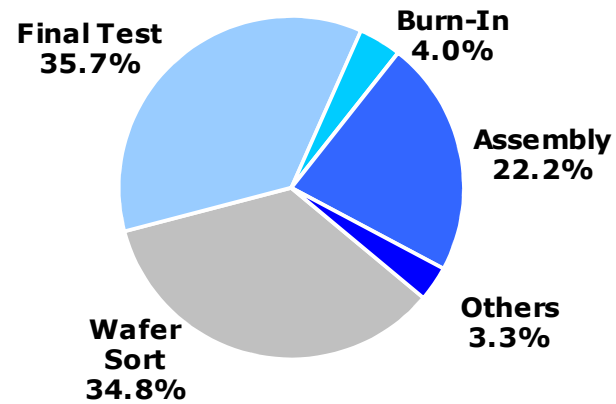
Selected Items from Consolidated Statements of Comprehensive Income

(NT \$ Millions)	Q1'19	Q4'18	QoQ	Q1'18	YoY
Net Revenue	5,260.1	5,673.8	-7.3%	4,580.8	14.8%
Gross Profit	1,123.0	1,247.2	-10.0%	1,060.4	5.9%
Gross Margin	21.3%	22.0%	-0.7pts	23.1%	-1.8pts
Operating Expenses	-664.6	-743.3	10.6%	-581.8	-14.2%
Operating Profit	458.4	503.8	-9.0%	478.6	-4.2%
Operating Profit Margin	8.7%	8.9%	-0.2pts	10.4%	-1.7pts
Non-operating Income (Expenses)	25.2	32.4	-22.2%	-51.2	149.2%
Profit Attributable to the Company	379.4	422.6	-10.2%	348.2	9.0%
EPS Attributable to the Company- Basic (NT\$)	0.31	0.35	-11.4%	0.29	6.9%
Weighted Average Shares Outstanding (in thousands)- Basic	1,222,745	1,222,745	0.0%	1,220,922	0.1%
EPS Attributable to the Company - Diluted (NT\$)	0.31	0.34	-8.8%	0.28	10.7%
Weighted Average Shares Outstanding (in thousands)- Diluted	1,230,862	1,231,610	-0.1%	1,229,035	0.1%

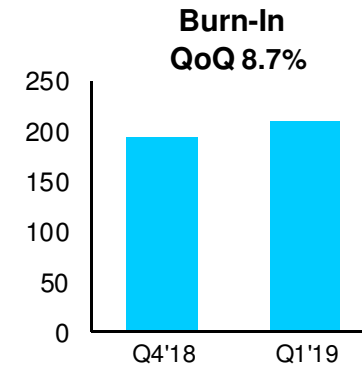
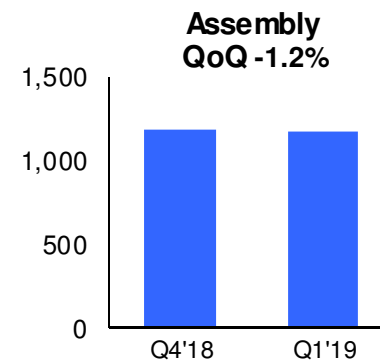
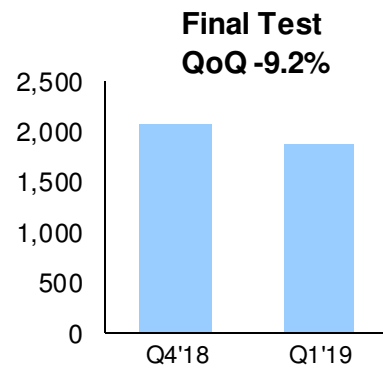
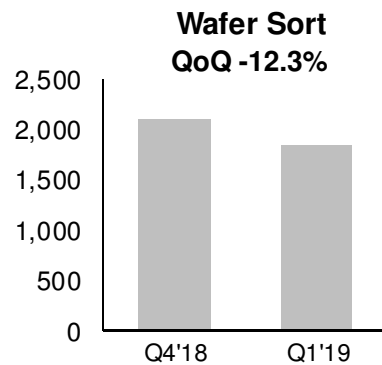
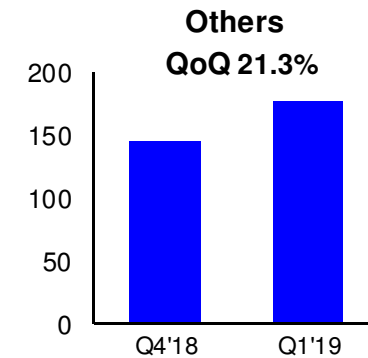


Q1'19 Revenue Breakdown By Process (unaudited)

By Process



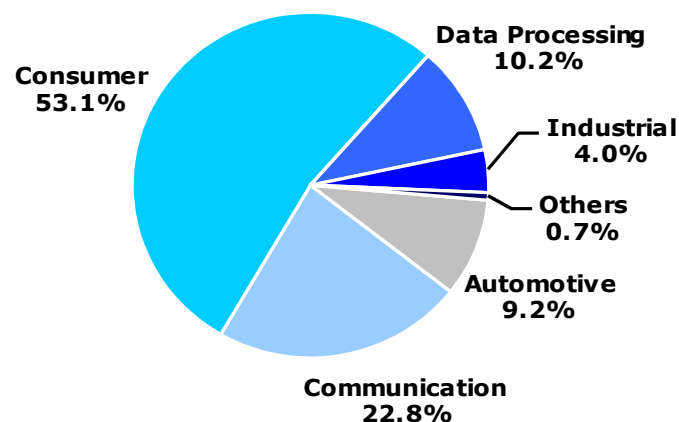
(NT\$ Millions)



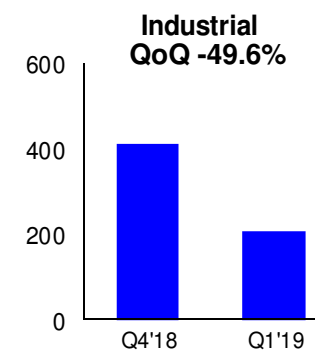
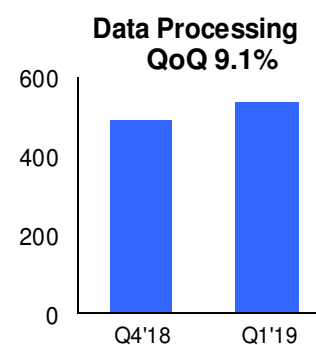
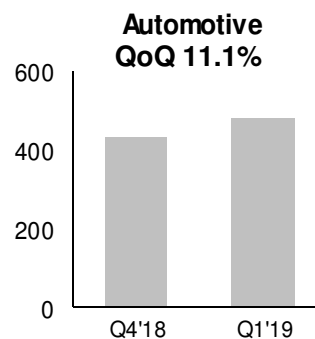
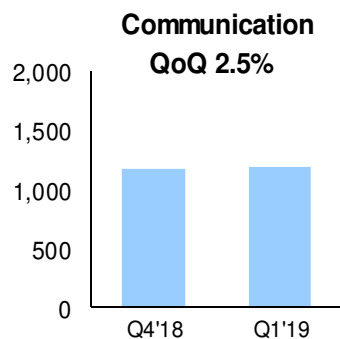
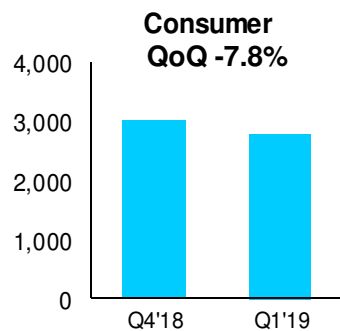
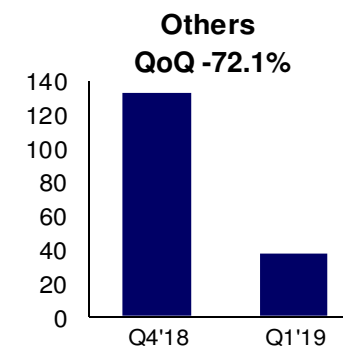


Q1'19 Revenue Breakdown By Applications (unaudited)

By Applications



(NT\$ Millions)





Consolidated Statements of Financial Position & Key Indices

Selected Items from Consolidated Statements of Financial Position

(NT \$ Millions)	Q1'19		Q4'18		Q1'18	
	Amount	%	Amount	%	Amount	%
Current Assets	11,800.8	24.9%	12,625.4	26.8%	11,864.3	28.0%
Non-current Assets	35,611.6	75.1%	34,530.4	73.2%	30,512.9	72.0%
Total Assets	47,412.4	100.0%	47,155.8	100.0%	42,377.2	100.0%
Current Liabilities	4,682.7	9.9%	5,401.9	11.5%	6,236.0	14.7%
Non-current Liabilities	17,634.8	37.2%	17,234.0	36.5%	10,482.5	24.8%
Total Liabilities	22,317.5	47.1%	22,635.9	48.0%	16,718.5	39.5%
Total Equity	25,094.9	52.9%	24,519.9	52.0%	25,658.7	60.5%
Total Equity and Liabilities	47,412.4	100.0%	47,155.8	100.0%	42,377.2	100.0%
Key Indices						
A/R Turnover Days	90		88		90	
Inventory Turnover Days	25		19		13	



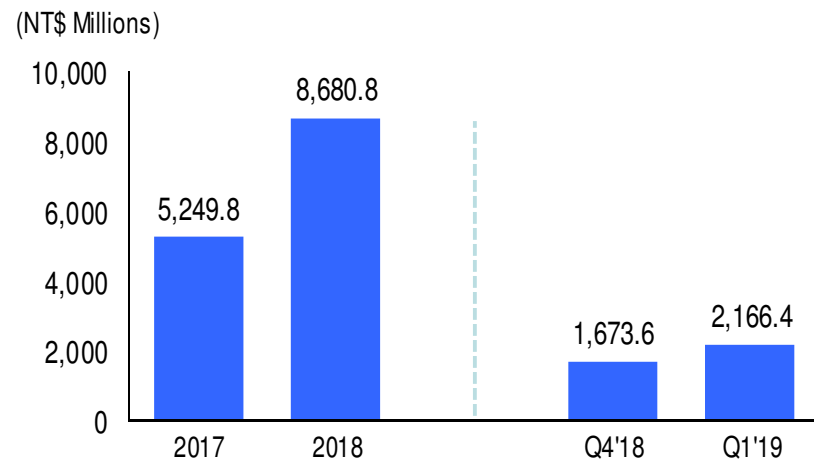
Consolidated Statement of Cash Flows

(NT \$ Millions)	Q1'19	Q1'18
Cash and Cash Equivalents at Beginning of Period	4,786.6	5,395.0
Net Cash Generated from (used in) Operating Activities	2,063.7	1,517.1
Net Cash Generated from (used in) Investing Activities	-2,161.0	-1,611.2
Net Cash Generated from (used in) Financing Activities	-217.9	281.4
Effect of Exchange Rate Change on Cash	22.9	22.9
Cash and Cash Equivalents at End of Period	4,494.3	5,605.2
Free Cash Flow	-185.5	-12.3

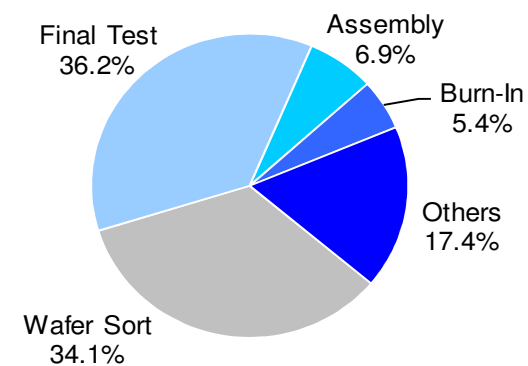


Q1'19 Capital Expenditures (unaudited)

CapEx



Q1'19 CapEx Breakdown





Company website

<http://www.kyec.com.tw>